

Scaled data based on original data using
LM-79-08 Approved Method: Electrical and Photometric Measurements of Solid-
State Lighting Products

Test Report Prepared for
Cooper Lighting Solutions
(formerly Eaton)

Brand: McGRAW-EDISON

Report Number: P386797

Luminaire Tested: **GWC-SA2C-727-U-T4W**

Issue Date: 3/3/2020

Test Information

Test Method: LM-79-08
Report Number: P386797
TEST IS SCALED FROM IESNA LM-79-08 TEST DATA (G2-1903-205-18)
Test Lab: INNOVATION CENTER
Issue Date: 3/3/2020
Manufacturer: COOPER LIGHTING SOLUTIONS (FORMERLY EATON)
Product Line: MCGRAW-EDISON
Catalog Number: GWC-SA2C-727-U-T4W
Description: GALLEON WALL LUMINAIRE
(2) 70 CRI, 2700K, 1050mA LIGHTSQUARES WITH 16 LEDS EACH AND TYPE IV WIDE OPTICS
Light Source: -
Ballast/Driver: ELECTRONIC DRIVER

Summary

Lumens per Lamp: N/A
Luminaire Lumens: 12259 lumens
Efficiency: N/A
Efficacy: 108.5 lumens/watt
Luminous Opening: Rectangular (W 1' x L: 0.5' x H: 0')
IES Classification: Type IV - Short
BUG Rating: B2 - U0 - G2

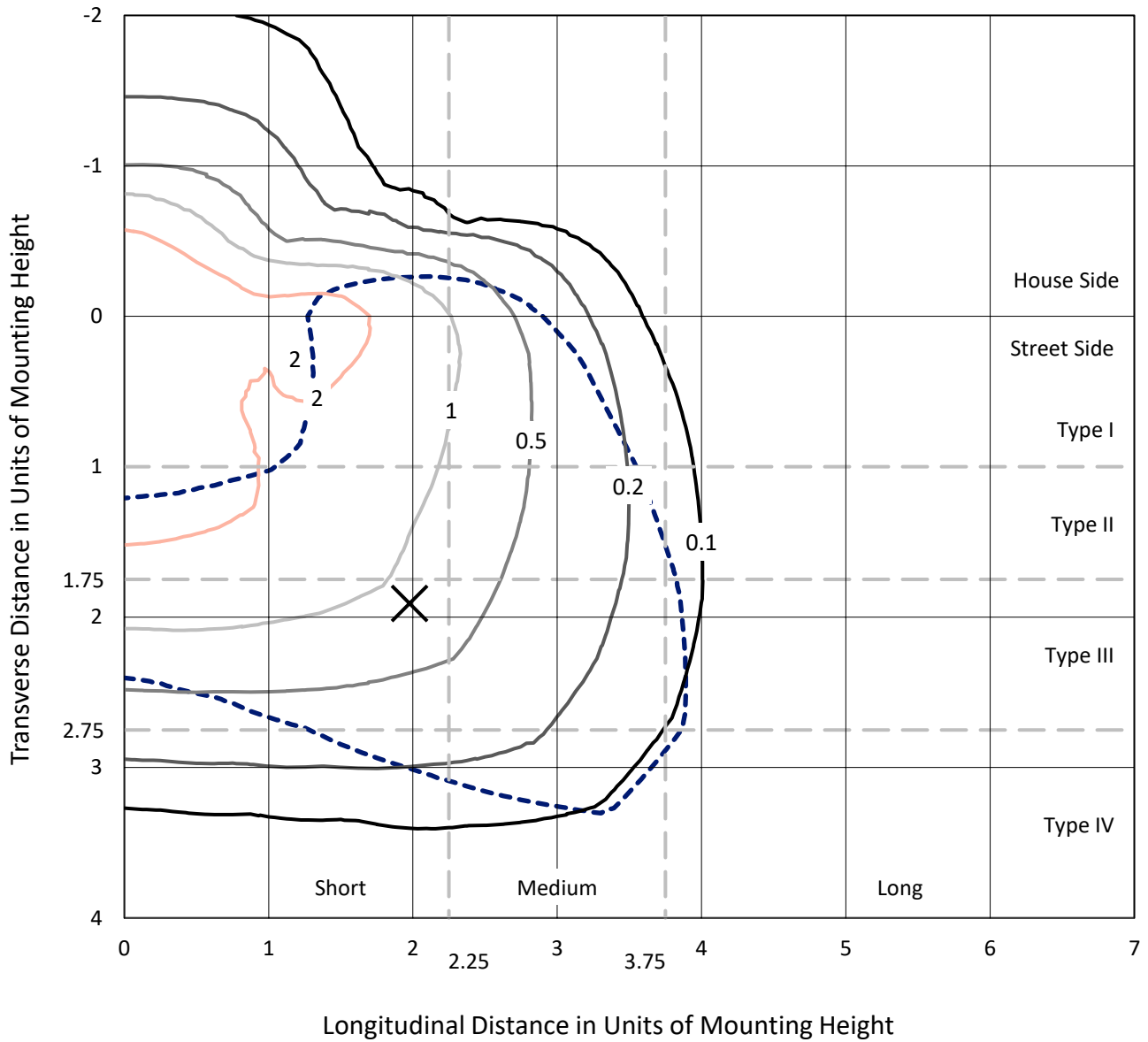
Input Watts (W): 113
Input Voltage (V): NR
Input Current (A_{in}): NR
Voltage Rise (V): NR
Power Factor: NR
Total Harmonic Distortion (THDi): NR
Frequency (hertz): 60
Stabilization Time: NR
Operation Time: NR
Ambient Temperature (°C): NR
Test Distance: 24 FT



REPORT NUMBER: P386797
 CATALOG NUMBER: GWC-SA2C-727-U-T4W

Iso-Footcandle Lines of Horizontal Illumination

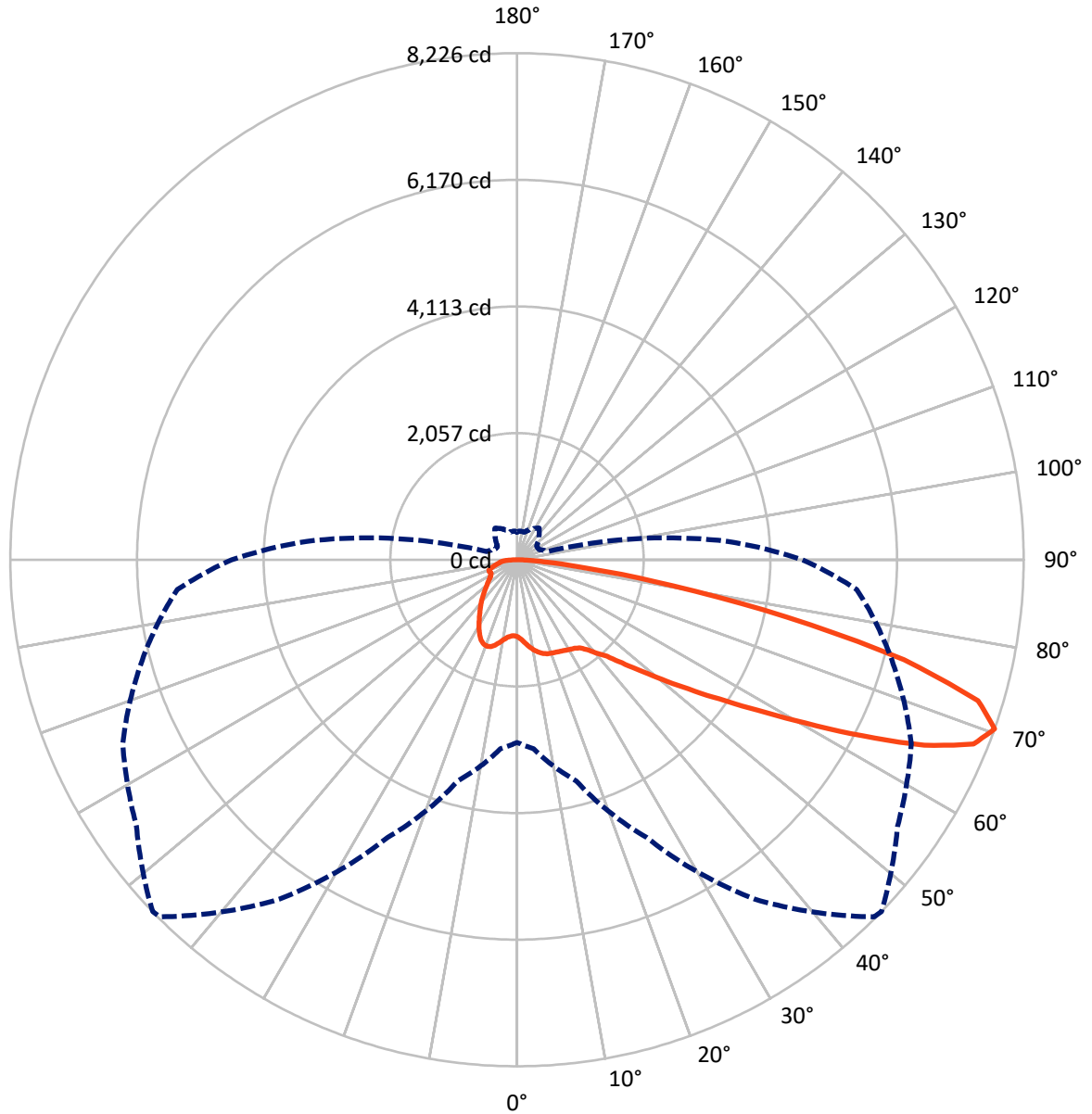
✕ Max cd
 - - - 1/2 Max cd



Based on 20 foot mounting height. Maximum calculated value = 3.9 fc
 Type IV - Short - N/A

REPORT NUMBER: P386797
CATALOG NUMBER: GWC-SA2C-727-U-T4W

Luminous Intensity Polar Plot



— Vertical Plane Through 46-Deg Lateral - - - Horizontal Cone Through 70-Deg Vertical

REPORT NUMBER: P386797

CATALOG NUMBER: GWC-SA2C-727-U-T4W

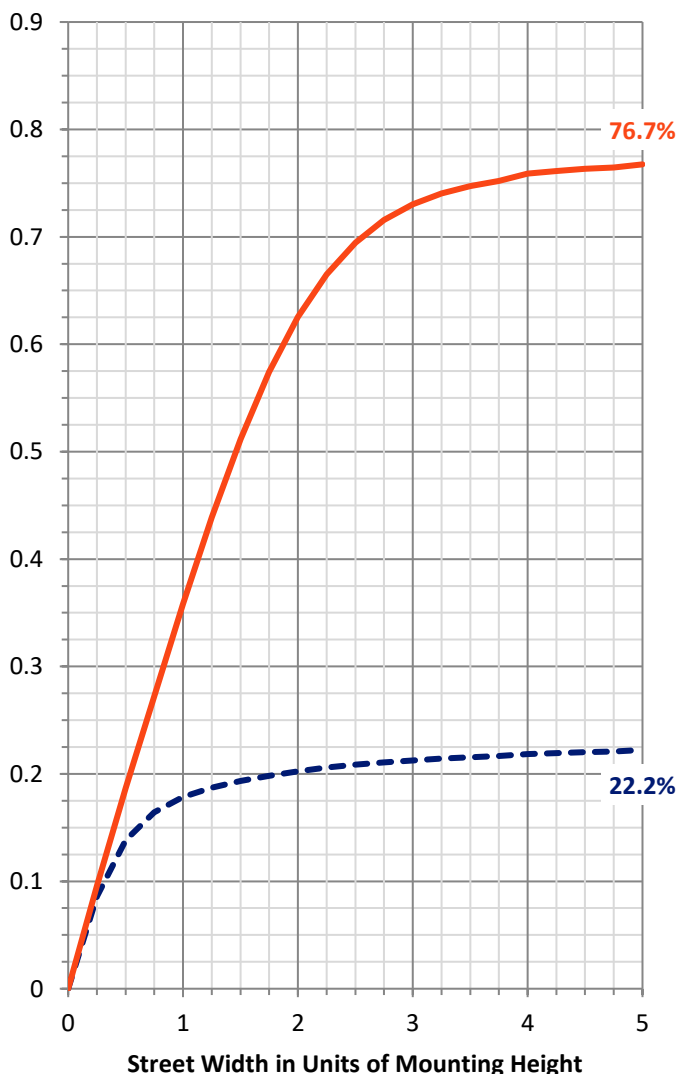
FLUX DISTRIBUTION:

		Downward	Upward	Total
House Side	Lumens	2809.7	0.0	2809.7
	% Fixture	22.9	0.0	22.9
Street Side	Lumens	9449.3	0.0	9449.3
	% Fixture	77.1	0.0	77.1
Total	Lumens	12259.0	0.0	12259.0
	% Fixture	100.0	0.0	100.0

ZONAL LUMENS:

Zone	Lumens	% Fixture
0°-10°	127.3	1.0
10°-20°	424.2	3.5
20°-30°	707.3	5.8
30°-40°	1003.7	8.2
40°-50°	1476.4	12.0
50°-60°	2500.3	20.4
60°-70°	3549.1	29.0
70°-80°	2156.1	17.6
80°-90°	314.7	2.6
90°-100°	0.0	0.0
100°-110°	0.0	0.0
110°-120°	0.0	0.0
120°-130°	0.0	0.0
130°-140°	0.0	0.0
140°-150°	0.0	0.0
150°-160°	0.0	0.0
160°-170°	0.0	0.0
170°-180°	0.0	0.0
0°-90°	12259.0	100.0
0°-180°	12259.0	100.0

Coefficient of Utilization



REPORT NUMBER: P386797

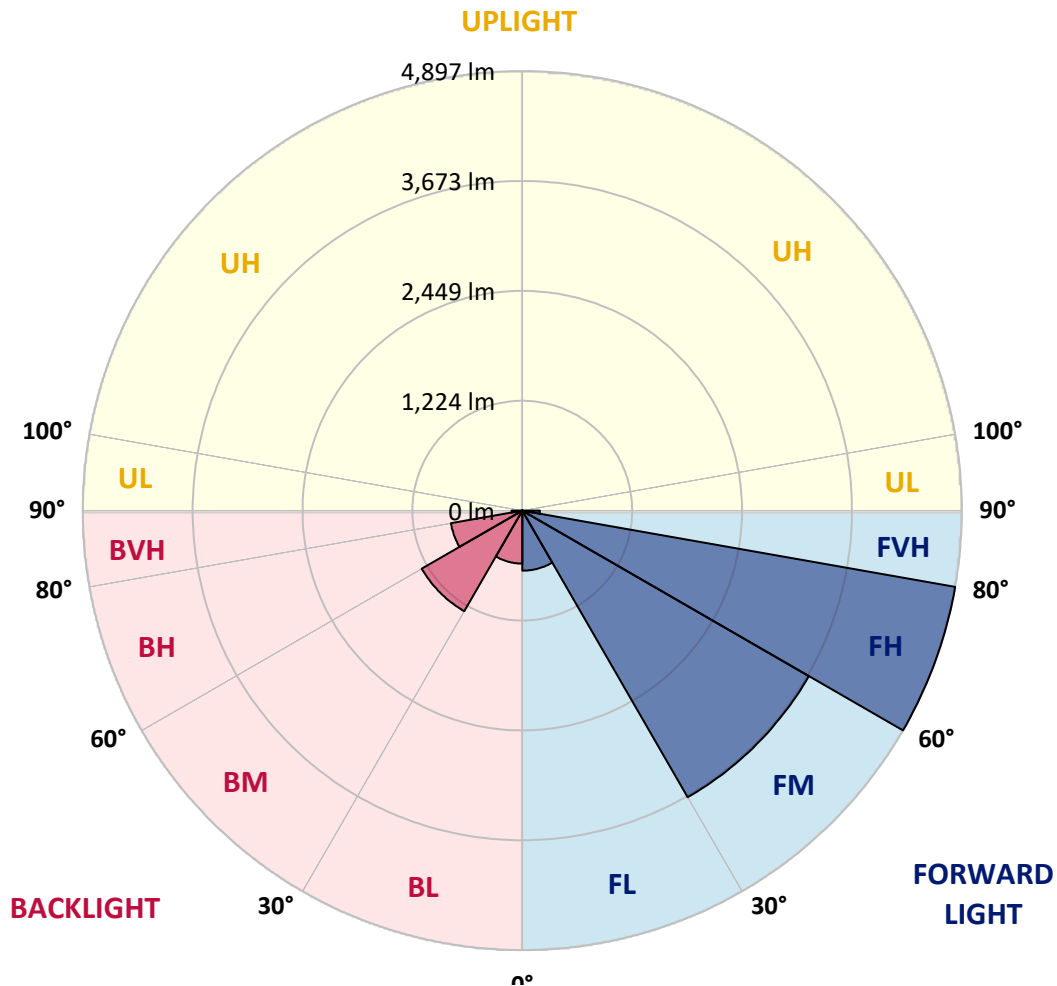
CATALOG NUMBER: GWC-SA2C-727-U-T4W

LUMINAIRE CLASSIFICATION SYSTEM LUMEN TABLE AND BUG RATING:

Zone	Lumens	% Fixture	Zone Rating/Lumen Limit		
			B	U	G
FL (0°-30°)	668.9	5.5			
FM (30°-60°)	3687.0	30.1			
FH (60°-80°)	4897.4	39.9			G2/5000
FVH (80°-90°)	196.0	1.6			G2/225
BL (0°-30°)	589.9	4.8	B2/1000		
BM (30°-60°)	1293.4	10.6	B2/2500		
BH (60°-80°)	807.8	6.6	B2/1000		G2/1000
BVH (80°-90°)	118.7	1.0			G2/225
UL (90°-100°)	0.0	0.0		U0/0	
UH (100°-180°)	0.0	0.0		U0/0	

BUG Rating: B2-U0-G2

Type IV Short





REPORT NUMBER: P386797

CATALOG NUMBER: GWC-SA2C-727-U-T4W

CANDELA DISTRIBUTION (FULL):

	0°	5°	15°	25°	35°	45°	46°	55°	65°	75°	85°
0°	1249.0	1249.0	1249.0	1249.0	1249.0	1249.0	1249.0	1249.0	1249.0	1249.0	1249.0
2.5°	1311.5	1312.3	1314.0	1309.8	1298.0	1294.7	1293.4	1281.3	1273.3	1261.5	1251.5
5°	1416.3	1417.2	1414.7	1402.9	1376.9	1357.6	1355.9	1328.2	1303.1	1276.2	1256.1
7.5°	1525.8	1527.1	1519.1	1496.9	1460.4	1426.8	1424.7	1387.0	1348.8	1308.1	1277.9
10°	1622.8	1617.7	1604.7	1573.7	1530.5	1489.3	1487.7	1448.2	1404.2	1355.1	1314.8
12.5°	1687.4	1683.2	1666.4	1628.6	1581.2	1543.5	1540.1	1503.6	1460.8	1407.1	1358.9
15°	1723.0	1726.0	1703.3	1660.5	1614.4	1582.5	1579.5	1553.5	1515.4	1461.2	1405.9
17.5°	1727.6	1730.2	1708.3	1666.0	1628.2	1606.4	1605.1	1587.9	1560.2	1508.2	1450.3
20°	1700.8	1702.5	1684.4	1649.6	1624.9	1618.1	1617.7	1610.2	1589.6	1543.5	1487.2
22.5°	1661.8	1663.0	1650.0	1624.9	1616.5	1627.0	1629.9	1627.0	1612.3	1569.1	1516.2
25°	1652.1	1651.3	1637.9	1612.3	1619.4	1641.6	1645.4	1646.7	1636.6	1598.8	1553.1
27.5°	1698.7	1695.8	1670.2	1629.0	1633.7	1660.5	1665.5	1677.7	1671.4	1638.3	1595.1
30°	1833.4	1828.3	1775.9	1692.8	1670.2	1684.0	1690.3	1709.6	1710.9	1683.2	1650.9
32.5°	2060.8	2054.5	1960.5	1812.0	1731.8	1707.9	1713.8	1742.7	1758.3	1736.9	1702.0
35°	2348.1	2341.0	2217.7	2014.6	1835.0	1753.7	1757.8	1780.9	1812.0	1781.8	1735.6
37.5°	2647.7	2630.5	2511.7	2252.9	1999.1	1851.4	1851.4	1854.3	1869.0	1806.1	1775.0
40°	2945.5	2928.3	2820.9	2533.1	2211.4	2005.4	1995.7	1930.7	1918.9	1864.8	1854.3
42.5°	3222.4	3217.4	3154.1	2849.9	2460.6	2156.8	2143.4	2033.1	2035.6	2002.0	2002.4
45°	3517.0	3517.0	3465.3	3169.6	2750.9	2400.2	2386.7	2224.4	2249.5	2234.0	2271.4
47.5°	3757.3	3764.9	3757.8	3502.7	3088.6	2709.3	2685.0	2489.5	2560.0	2613.3	2721.9
50°	4002.8	4014.5	4015.8	3868.1	3496.8	3076.9	3049.2	2841.5	2998.8	3151.5	3365.1
52.5°	4359.0	4385.4	4280.1	4232.7	3996.9	3513.2	3485.9	3294.2	3556.8	3771.2	4139.1
55°	4689.1	4666.1	4591.0	4620.3	4532.2	4009.9	3989.3	3821.1	4178.6	4457.1	4935.0
57.5°	4867.9	4866.2	4941.7	5067.5	5109.5	4622.4	4605.2	4441.6	4879.6	5088.9	5682.2
60°	5077.6	5080.6	5267.7	5553.4	5726.2	5385.1	5377.6	5253.4	5560.5	5678.8	6268.3
62.5°	5107.0	5159.8	5482.0	5973.7	6303.5	6276.2	6293.0	5984.6	6169.7	6149.5	6705.8
65°	4769.3	4838.9	5422.1	6100.9	6877.4	7250.8	7266.3	6720.1	6650.0	6551.9	6862.3
67.5°	4077.0	4180.2	4813.7	5824.4	7066.6	7971.1	7993.0	7290.2	7048.6	6688.2	6485.6
70°	2966.9	3081.5	3719.2	4974.4	6729.3	8201.5	8226.2	7542.4	7063.7	6300.1	5536.6
72.5°	1792.2	1882.0	2407.7	3662.1	5679.6	7781.9	7826.0	7222.7	6449.1	5336.5	4088.4
75°	787.0	845.8	1164.2	2110.3	4066.1	6438.6	6493.5	6182.3	5240.0	3878.2	2416.5
77.5°	335.2	352.0	477.4	916.7	2298.6	4399.7	4475.2	4517.1	3555.1	2110.3	1021.1
80°	208.9	215.6	270.2	414.9	1075.7	2471.1	2552.4	2657.7	1765.4	775.7	356.6
82.5°	127.1	134.7	179.6	250.9	560.1	1120.2	1159.2	1233.4	685.1	335.2	184.6
85°	76.4	81.8	109.9	158.6	318.8	440.5	440.1	486.7	322.6	215.6	97.3
87.5°	36.5	40.7	58.7	82.2	160.7	165.3	154.8	175.4	195.9	141.4	49.1
90°	0.0	0.0	0.0	0.0	0.0	0.0	0.0	0.0	0.0	0.0	0.0



REPORT NUMBER: P386797
 CATALOG NUMBER: GWC-SA2C-727-U-T4W

CANDELA DISTRIBUTION (continued):

	90°	95°	105°	115°	125°	135°	145°	155°	165°	175°	180°
0°	1249.0	1249.0	1249.0	1249.0	1249.0	1249.0	1249.0	1249.0	1249.0	1249.0	1249.0
2.5°	1248.1	1246.4	1241.0	1236.8	1235.9	1233.4	1231.3	1232.6	1234.3	1234.7	1234.7
5°	1247.7	1243.1	1235.9	1233.0	1236.8	1241.8	1248.1	1256.5	1261.5	1265.3	1267.8
7.5°	1267.8	1259.0	1251.0	1249.4	1256.9	1270.3	1284.6	1302.2	1314.4	1322.8	1324.5
10°	1301.4	1290.5	1282.5	1284.2	1297.6	1316.9	1337.1	1359.7	1378.2	1389.5	1390.3
12.5°	1340.0	1329.5	1322.0	1329.1	1351.3	1374.8	1395.8	1415.5	1432.3	1443.6	1443.6
15°	1384.5	1376.9	1368.1	1384.5	1414.7	1435.6	1444.5	1454.1	1463.3	1471.7	1470.0
17.5°	1427.3	1420.1	1415.5	1434.8	1466.3	1475.9	1470.0	1462.9	1462.9	1467.5	1468.4
20°	1464.2	1457.9	1460.8	1479.7	1496.1	1486.0	1464.2	1441.5	1432.3	1434.8	1437.3
22.5°	1496.5	1493.5	1502.4	1511.2	1499.4	1464.2	1423.9	1393.3	1381.9	1381.1	1381.9
25°	1534.2	1533.8	1544.7	1528.8	1476.8	1411.7	1357.6	1327.8	1321.5	1326.6	1335.0
27.5°	1581.2	1585.8	1591.3	1533.0	1430.6	1332.4	1277.5	1256.9	1263.2	1275.4	1283.4
30°	1641.2	1653.8	1642.1	1522.5	1364.3	1241.8	1189.4	1183.5	1200.7	1217.9	1226.3
32.5°	1699.5	1719.2	1690.7	1495.2	1278.7	1145.7	1105.1	1103.4	1124.4	1141.1	1152.9
35°	1746.5	1785.5	1727.2	1441.1	1179.7	1057.2	1027.4	1016.1	1023.7	1043.4	1056.8
37.5°	1807.8	1872.8	1752.4	1358.5	1072.3	984.2	949.4	923.4	916.7	924.7	931.4
40°	1919.8	2005.8	1764.1	1243.1	967.4	911.2	876.0	837.8	811.4	792.1	792.5
42.5°	2102.7	2179.1	1756.6	1103.0	870.5	839.9	800.1	756.0	713.2	669.6	666.2
45°	2399.7	2436.7	1733.9	954.4	785.4	765.2	727.9	683.8	626.8	577.3	572.7
47.5°	2875.1	2793.3	1698.7	824.8	710.3	701.9	667.5	616.7	556.3	516.4	513.1
50°	3523.2	3308.0	1681.5	721.6	644.0	646.5	618.4	564.7	507.6	478.3	474.9
52.5°	4298.5	3907.5	1714.6	641.9	590.7	599.5	578.5	528.2	480.4	457.3	453.9
55°	5102.8	4528.4	1750.3	584.0	540.4	557.6	550.4	508.9	465.7	444.3	441.3
57.5°	5791.2	4992.0	1679.0	537.0	495.5	522.3	528.6	496.7	458.1	438.8	435.5
60°	6224.6	5178.7	1491.9	493.0	459.8	494.2	516.0	493.4	461.1	459.4	456.9
62.5°	6430.2	5162.4	1211.2	458.1	437.6	482.0	525.3	512.3	494.6	509.7	511.0
65°	6337.9	4915.7	902.0	435.1	421.6	486.7	552.9	547.9	504.3	519.4	521.5
67.5°	5730.4	4327.1	667.9	414.9	404.0	499.7	603.3	559.7	485.4	496.3	489.6
70°	4631.7	3430.5	515.2	392.3	386.0	498.0	625.9	552.5	464.8	467.4	449.3
72.5°	3193.9	2339.3	419.1	371.3	360.0	453.9	610.0	534.9	447.6	428.3	404.4
75°	1736.9	1255.7	356.2	349.5	314.2	398.6	580.6	522.3	432.1	406.5	393.1
77.5°	683.4	521.1	309.2	319.7	274.8	352.0	547.9	498.4	410.7	377.2	370.4
80°	279.0	266.0	256.3	276.5	236.2	307.9	508.5	470.3	385.1	349.9	336.5
82.5°	158.2	165.3	199.3	218.2	191.7	283.6	489.6	447.6	354.5	313.4	297.4
85°	81.0	96.9	138.9	156.5	141.0	241.2	451.0	391.8	284.4	240.0	241.2
87.5°	39.0	54.1	87.7	98.2	91.5	174.5	336.9	284.0	221.5	175.4	169.9
90°	0.0	0.0	0.0	0.0	0.0	0.0	0.0	0.0	0.0	0.0	0.0

Signify Classified - Internal
Cooper Lighting Solutions Photometric Lab
1121 Highway 74 South
Peachtree City, GA 30269

Scaled Data Report



Report Generated By 670245982

Signify Classified - Internal
Cooper Lighting Solutions Photometric Lab
1121 Highway 74 South
Peachtree City, GA 30269

Scaled Data Report



Signify Classified - Internal
Cooper Lighting Solutions Photometric Lab
1121 Highway 74 South
Peachtree City, GA 30269

Scaled Data Report



Signify Classified - Internal
Cooper Lighting Solutions Photometric Lab
1121 Highway 74 South
Peachtree City, GA 30269

Scaled Data Report



Signify Classified - Internal
Cooper Lighting Solutions Photometric Lab
1121 Highway 74 South
Peachtree City, GA 30269

Scaled Data Report



--- HS — SS

Signify Classified - Internal
Cooper Lighting Solutions Photometric Lab
1121 Highway 74 South
Peachtree City, GA 30269

Scaled Data Report



u

Signify Classified - Internal
Cooper Lighting Solutions Photometric Lab
1121 Highway 74 South
Peachtree City, GA 30269

Scaled Data Report



Signify Classified - Internal
Cooper Lighting Solutions Photometric Lab
1121 Highway 74 South
Peachtree City, GA 30269

Scaled Data Report



(END OF REPORT)